




# Remix Chain

Pattern by *moda* BAKE SHOP

Quilt is 54" x 66"



## FABRIC REQUIREMENTS

- Chain Prints & Binding:** 1 Remix Jelly Roll
- Background & Border:** 3½ yards
- Binding:** 8 Jelly Roll strips, or ¾ yard
- Backing:** 4 yards

# Remix Chain Quilt is 54" x 66"



## CUTTING

### JELLY ROLL

- Set aside 8 Lollies strips from Jelly Roll for binding
- Select 13 JR strips for the chain pieces (or more for variety):  
Cut in half to yield 26-2½"x22" strips
- From remaining JR strips, cut 6-2½"x2½" squares for the chain pieces in the sashing

### BACKGROUND

- Cut 4-10½"xWOF strips and subcut:  
3-10½"x22"  
25-10½"x2½"  
4-4½"x4½"
- Cut 5-6½"xWOF strips and subcut:  
5-6½"x22"  
40-6½"x2½"
- Cut 12-2½"xWOF strips  
-Select 6 strips: cut in half (you need 11-2½"x22" strips)  
-Select 6 strips: sew together then cut:  
2-2½"x62½" strips and 2-2½"x54½" strips (borders)

## CONSTRUCTION *Use scant ¼" seams.*

### 1. BLOCKS

- A. Sew 1-2½"x22" Background and 2-2½"x22" Chain strips together. Make 5 strip sets. Cut into 40-2½" wide units.



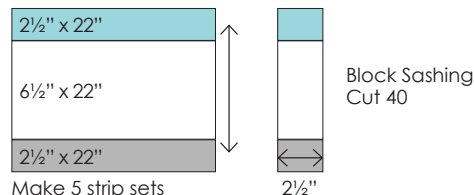
- B. Sew 1-2½"x22" Chain and 2-2½"x22" Background strips together. Make 3 strip sets. Cut into 20-2½" wide units.



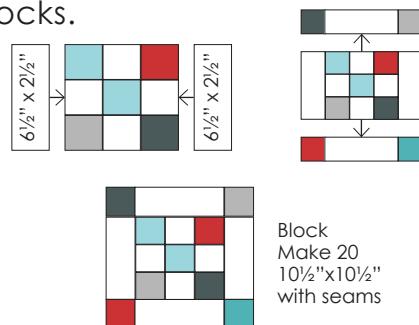
- C. Combine units as show to make one Nine Patch. Make 20 Nine Patches.



- D. Sew 1-6½"x22" Background and 2-2½"x22" Chain strips together. Make 5 strip sets. Cut into 40-2½" wide units.



- E. Combine 2-6½"x2½" Background rectangles, 1-Nine Patch and 2-Block Sashings to make a Block. Make 20 Blocks.



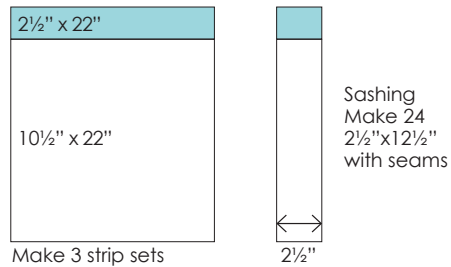
# Remix Chain Quilt is 54" x 66"



**CONSTRUCTION (cont'd)** Use scant  $\frac{1}{4}$ " seams.

## 2. SASHING

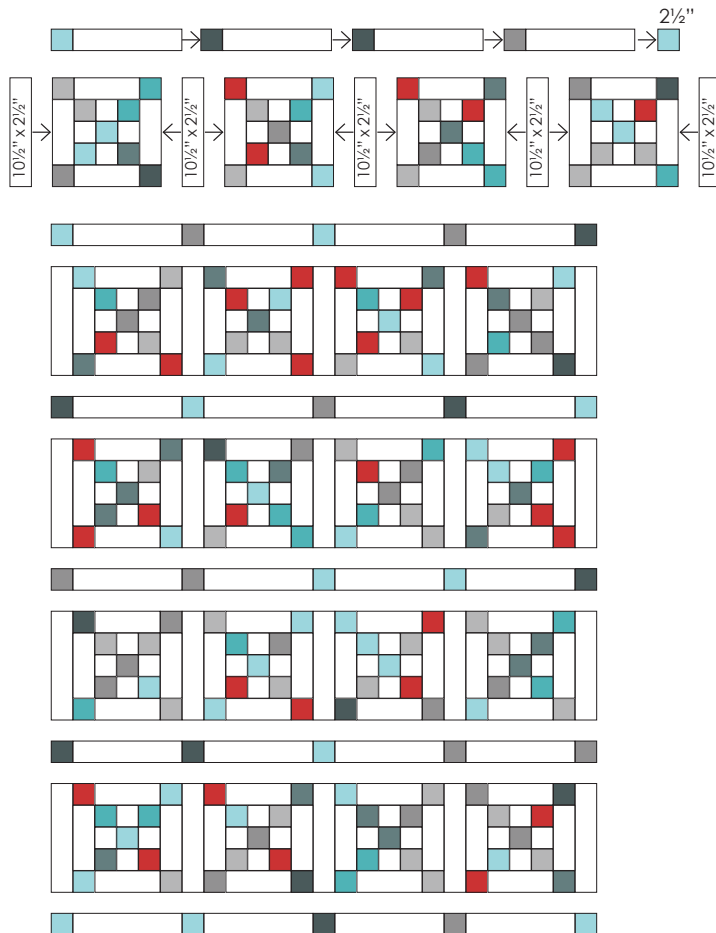
Sew 1- $2\frac{1}{2}$ "x22" Chain and 1- $10\frac{1}{2}$ "x22" Background strip together. Make 3 strip sets. Cut into 24- $2\frac{1}{2}$ " wide units.



## 3. QUILT CENTER

Combine 4-Sashings and 1- $2\frac{1}{2}$ " Chain square to make one Sashing row. Make 6.

Combine 4-Blocks and 5- $10\frac{1}{2}$ "x $2\frac{1}{2}$ " Backgrounds to make one Block row. Make 5. Join the rows. The quilt center is  $50\frac{1}{2}$ "x $62\frac{1}{2}$ ".




# Remix Chain Quilt is 54" x 66"



**CONSTRUCTION (cont'd)** Use scant  $\frac{1}{4}$ " seams.

## 4. BORDERS

Add the  $2\text{-}2\frac{1}{2}\text{''}\times 62\frac{1}{2}\text{'}$  Background strips to the sides of the quilt top.  
Add the  $2\text{-}2\frac{1}{2}\text{''}\times 54\frac{1}{2}\text{'}$  Background strips to the top and bottom.



## 5. FINISHING

Sew the 8 Lollies Jelly Roll strips together for binding. Layer, quilt, bind. ENJOY!