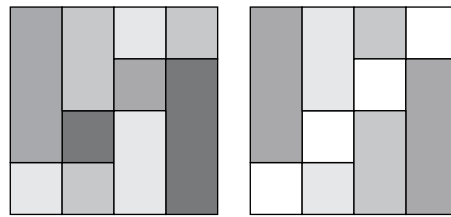
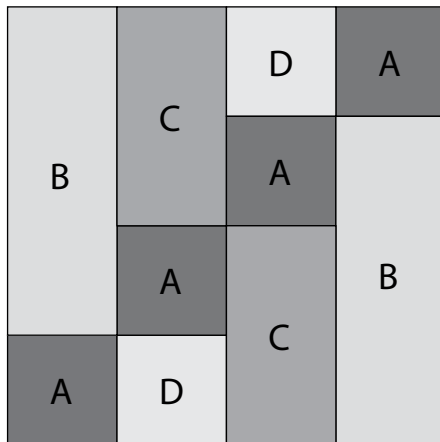


# BH4 Block Bonus 2 - Mix and Match

By Michelle White of Moda Fabrics



Color/shading options.

### Cutting Instructions:

9" Finished Block:

- A - (4) squares -  $2\frac{3}{4}'' \times 2\frac{3}{4}''$
- B - (2) rectangles -  $2\frac{3}{4}'' \times 7\frac{1}{4}''$
- C - (2) rectangles -  $2\frac{3}{4}'' \times 5''$
- D - (2) squares -  $2\frac{3}{4}'' \times 2\frac{3}{4}''$


4½" Finished Block:

- A - (4) squares -  $1\frac{5}{8}'' \times 1\frac{5}{8}''$
- B - (2) rectangles -  $1\frac{5}{8}'' \times 3\frac{7}{8}''$
- C - (2) rectangles -  $1\frac{5}{8}'' \times 2\frac{3}{4}''$
- D - (2) squares -  $1\frac{5}{8}'' \times 1\frac{5}{8}''$

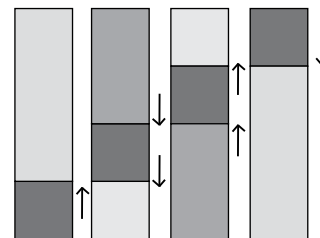
*All seams are a scant ¼" unless specified otherwise.*

### Assembly

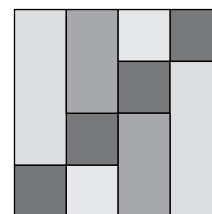
1. Lay out the A - B - C - D pieces as shown.



2. Join the pieces as shown. Press the seams in the direction of the arrows - or press them open.



3. Join the pieced units as shown. Press the seams in one direction - or press them open.



The block will measure  $9\frac{1}{2}'' \times 9\frac{1}{2}''$  or  $5'' \times 5''$ .

### Keeping up with Michelle...

- Instagram – @michellewhitemakes

Join the Moda Block Heads Facebook group for more info and updates!