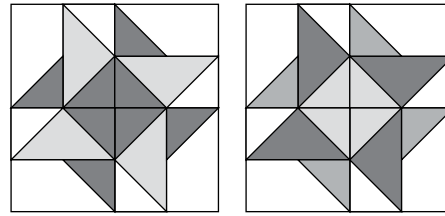
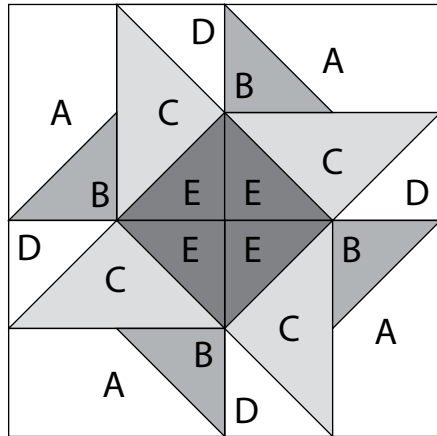


BH4 Block Bonus 5 - Wheat Field



Color/shading options.

Piecing & Cutting Notes:

- The triangles for this block are made with flip-and-sew / connector corners.
- If desired, sew a second seam approx. 1/2" away - toward the corner - for scrap HTS.

Cutting Instructions:

9" Finished Block:

- A - (4) rectangles - 2 3/4" x 5"
- B - (4) squares - 2 3/4" x 2 3/4"
- C - (4) rectangles - 2 3/4" x 5"
- D - (4) squares - 2 3/4" x 2 3/4"
- E - (4) squares - 2 3/4" x 2 3/4"

4 1/2" Finished Block:

- A - (4) rectangles - 1 5/8" x 5"
- B - (4) squares - 1 5/8" x 1 5/8"
- C - (4) rectangles - 1 5/8" x 5"
- D - (4) squares - 1 5/8" x 1 5/8"
- E - (4) squares - 1 5/8" x 1 5/8"

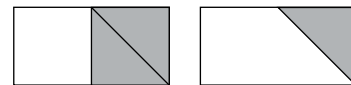
All seams are a scant 1/4" unless specified otherwise.

Assembly

1. On the wrong side of the A - D - E squares, draw a line from one corner to the opposing corner - or use Diagonal Seam Tape as a guide.



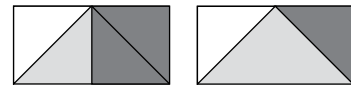
2. With right sides together, align one B square on the A rectangle as shown - note the angle of the line. Stitch on the line. Trim seam to 1/4" and press the seam to the triangle. Make 4 units.



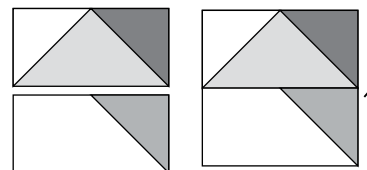
3. With right sides together, align one D square on the B rectangle as shown. Stitch on the line. Trim seam to 1/4" and press the seam to the triangle.



Repeat with the E square on the remaining end as shown. Make 4 units.



4. Join the B and C rectangles. Press the seam in the direction of the arrow - or press it open.



Repeat to make 4 units.

The unit will measure 5" x 5" or 2 3/4" x 2 3/4".

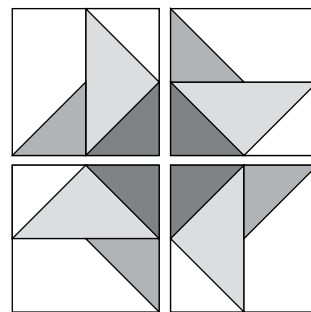
Join the Moda Block Heads Facebook group for more info and updates!



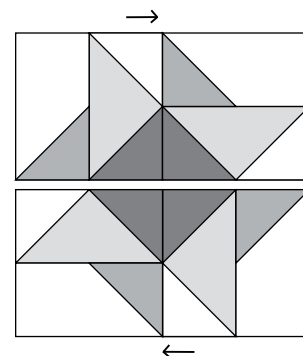
MODA BLOCK HEADS 4

Join the Moda
Block Heads
Facebook group
for more info
and updates!

5. Lay out the (4) quarters as shown.



6. Join the quarters as shown. Press the seams in the direction of the arrows - or press them open.



7. Join the two halves and press the seam in one direction - or press it open.

The block will measure 9½" x 9½" or 5" x 5".

