

Southern Star

by Jenelle Kent of Pieces to Treasure

I love making patchwork star blocks, and I wanted a star that was a little different to the ones I usually sew. I have been experimenting with this one repeated in a full quilt and thought it would be fun to use for Blockheads.

The Star is named after the Southern Cross, which is a constellation you can see in the Southern Hemisphere, and it is featured on our Australian flag.



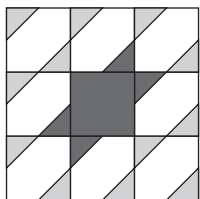
@piecestotreasure



piecestotreasure.com

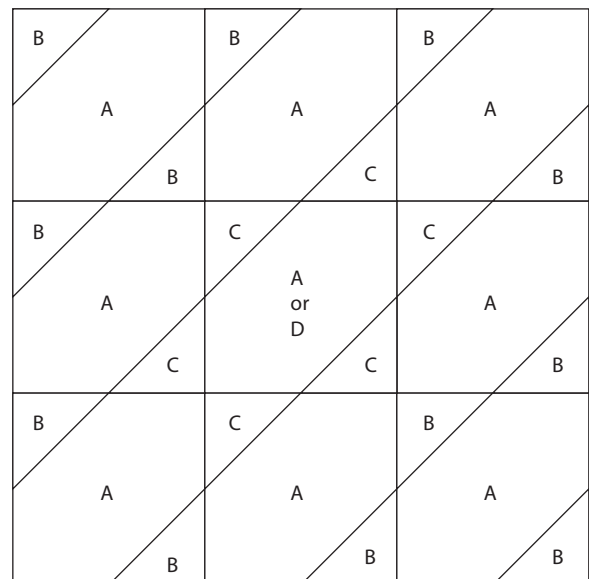
Cutting Instructions

Qty	6" finished block	12" finished block
9	2 1/2" squares (A)	4 1/2" squares (A)
12	1 1/2" squares (B)	2 1/2" squares (B)
6	1 1/2" squares (C)	2 1/2" squares (C)
opt.	(1) 2 1/2" square (D)	(1) 4 1/2" square (D)



*Color option: Use the same fabric for the center square and contrasting C squares.


For this option, cut 8 A squares, 4 C squares, and 1 D square.



Use this block to plan color and fabric placement!

My Swatches


A



B



C



D



(optional)





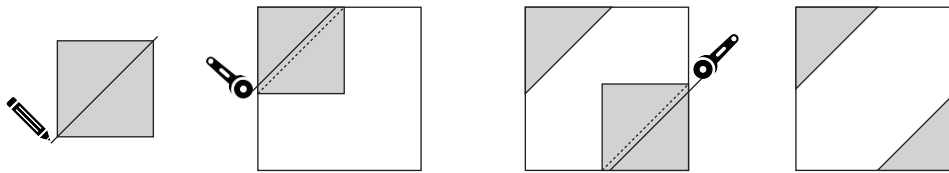
Piecing Instructions

Step 1

On the wrong side of each B square, draw a line from one corner to the opposing corner as shown.

Place a B square in the top left corner of an A square, right sides together, as shown. Stitch on the line. Trim the seam to $\frac{1}{4}$ ", and press the seam to the B triangle.

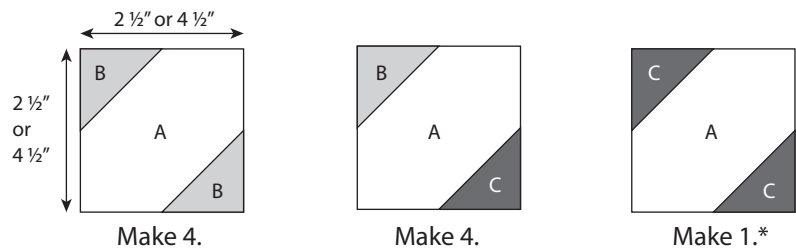
Place a B square in the bottom right corner of the same A square, right sides together, as shown. Stitch on the line. Trim the seam to $\frac{1}{4}$ ", and press the seam to the B triangle to make an A/B unit.



Step 2

Repeat to make 4 A/B units, 4 A/B/C units, and 1 A/C unit as shown.

**Color option: Do not make an A/C unit. Instead, use the D square for the center square.*

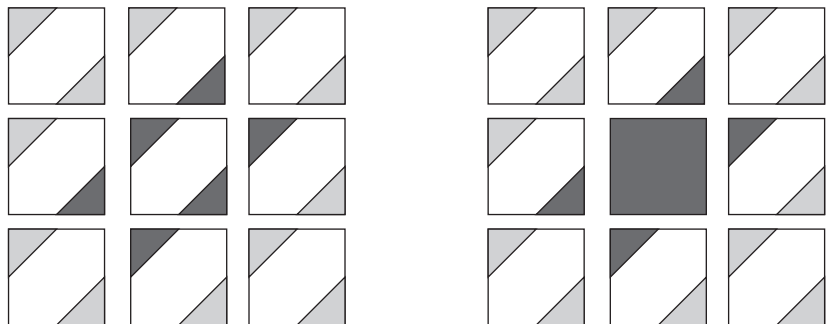


Trim all units to $2\frac{1}{2}$ " (6" block) or $4\frac{1}{2}$ " (12" block).

Step 3

Lay out A/B units, A/B/C units, and A/C unit or D square as shown.

Join units to make the full block. Trim to $6\frac{1}{2}$ " or $12\frac{1}{2}$ ".



**Color option*

Get to know Jenelle...

I know the stars have aligned when...
My seams match up.

I'd be totally star-struck if I could meet...
Hugh Jackman – no explanation necessary.

If I could wish on a star, I'd wish for...
A bobbin that never runs out!

Star Trek, Star Wars, or Dancing With the Stars?
Definitely Dancing with the Stars – if there is good music playing, I can't sit still!

I thank my lucky stars that...
I have the most fabulous family!





Additional Coloring Blocks

