



Blue Combo Quilt : 52" x 60"

Staccato

*Featuring
Wilmington Batiks*

Multi Combo Quilt : 52" x 60"




www.WilmingtonPrints.com


Wilmington Prints: A World of Possibilities

Staccato


Please read all instructions carefully AND identify all fabrics before beginning.
All instructions include a 1/4" seam allowance and strips are cut selvage to selvage.

1. Cut the following:

Fabric A, B, D, I, J, K, L, M, N, O, and P - From each fabric: Cut (2) 9-1/4" squares then cut in half diagonally twice  for 8 triangles


Fabric C - Cut (1) 9-1/4" strip, subcut (2) 9-1/4" squares then cut in half diagonally twice  for 8 triangles

Cut (6) 2-1/2" strips, sewn together end to end and cut into (2) 2-1/2" x 56-1/2" and (2) 2-1/2" x 52-1/2" borders

Fabric E and F - From each fabric:
Cut (3) 5-1/4" strips, subcut (21) 5-1/4" squares, then cut in half diagonally twice  for 84 triangles

Fabric G - Cut (4) 3-3/8" strips, subcut (42) 3-3/8" squares

Fabric H - Cut (4) 3-3/8" strips, subcut (42) 3-3/8" squares
Cut (6) 2-1/2" strips (binding)

Fabric Q, R, S, and T - From each fabric:
Cut (1) 9-1/4" square then cut in half diagonally twice  for 4 triangles

2. Piecing Order:

1. Arrange 1 each **Fabrics A, B, C,** and **D** 9-1/4" triangles as shown. Stitch together. Make a total of 6 **Block 1a** (8-1/2" square unfinished). In the same manner make 6 **Block 1b**, 5 **Block 1c**, and 4 **Block 1d**.



Block 1a - Make 6



Block 1b - Make 6



Block 1c - Make 5



Block 1d - Make 4

2. Arrange 2 each **Fabrics G** and **H** squares in 2 rows. Stitch into rows. Sew rows together. Trim to 6-1/8" square (unfinished). Make a total of 21 Unit 1.



Unit 1
Make 21

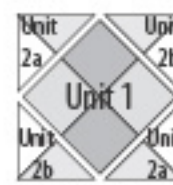
3. Sew **Fabrics E** and **F** 5-1/4" triangles together to make 42 each Units 2a and 2b (4-7/8" x 4-7/8" x 6-7/8" unfinished).



Unit 2a
Make 42

Unit 2b
Make 42

4. Stitch 2 each Units 2a and 2b to sides of a Unit 1. Make a total of 21 **Block 2** (8-1/2" square unfinished).



Block 2 - Make 21

5. Refer to Quilt Layout (Page 2) for arrangement and placement of blocks and border.

6. Arrange blocks in 7 rows of 6 blocks. Stitch blocks into rows. Sew rows together. Quilt center measures 48-1/2" x 56-1/2" (unfinished).

7. Stitch **Fabric C** 2-1/2" x 56-1/2" borders to right and left sides of quilt center. Add **Fabric C** 2-1/2" x 52-1/2" borders to top and bottom.

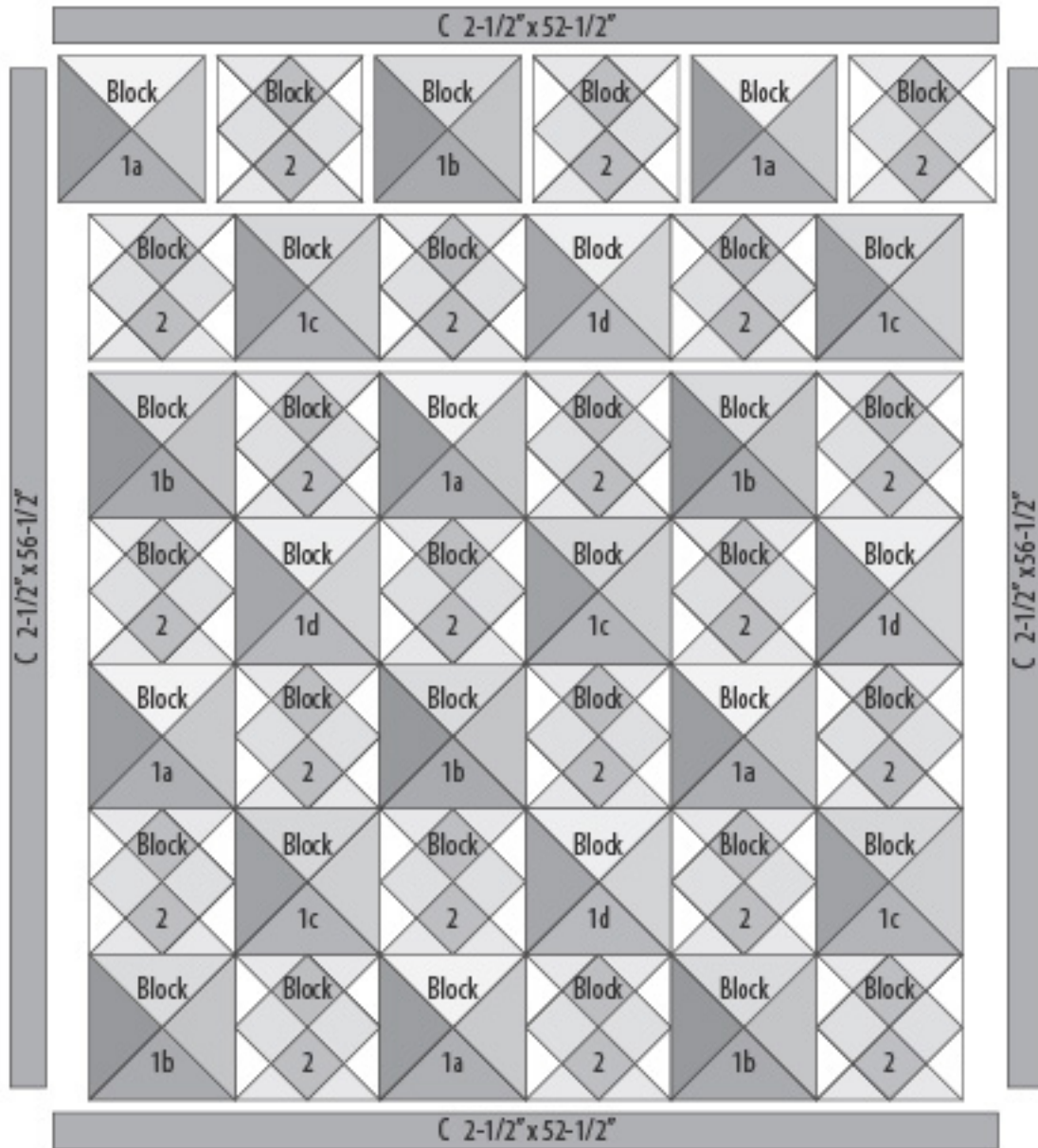
8. The quilt measures approximately 52-1/2" x 60-1/2" (unfinished). Make backing (**Fabric U**) approximately 8" larger than the top.

9. Layer and baste top, batting, and backing together. Quilt as desired. Attach binding (**Fabric H**) and enjoy!!

Staccato




















QUILT LAYOUT

Border measurements are the cut size.





















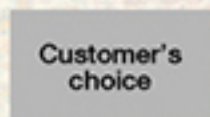


Staccato *Featuring Wilmington Batiks*

Fabric Yardage needed for Blue Combo Quilt:

						
A 22028-144 3/8 yard or FQ	B 22028-446 3/8 yard or FQ	C 22098-444 7/8 yard	D 22028-441 3/8 yard or FQ	E 22028-114 5/8 yard	F 22098-919 5/8 yard	G 22028-149 1/2 yard
						
H 22098-469 1-1/8 yards (includes binding)	I 22098-661 3/8 yard or FQ	J 22028-336 3/8 yard or FQ	K 22098-664 3/8 yard or FQ	L 22028-943 3/8 yard or FQ	M 22098-471 3/8 yard or FQ	N 22028-707 3/8 yard or FQ
						
O 22098-441 3/8 yard or FQ	P 22028-704 3/8 yard or FQ	Q 22028-182 3/8 yard or FQ	R 22098-313 3/8 yard or FQ	S 22098-300 3/8 yard or FQ	T 22028-335 3/8 yard or FQ	U (backing only) 3-1/2 yards

Fabric Yardage needed for Multi Combo Quilt:

						
A 22098-555 3/8 yard or FQ	B 22035-555 3/8 yard or FQ	C 22098-131 7/8 yard	D 22028-156 3/8 yard or FQ	E 22028-114 5/8 yard	F 22028-145 5/8 yard	G 22098-215 1/2 yard
						
H 22028-943 1-1/8 yards (includes binding)	I 22098-471 3/8 yard or FQ	J 22028-707 3/8 yard or FQ	K 22098-441 3/8 yard or FQ	L 22028-704 3/8 yard or FQ	M 22035-330 3/8 yard or FQ	N 22028-881 3/8 yard or FQ
						
O 22098-300 3/8 yard or FQ	P 22028-335 3/8 yard or FQ	Q 22035-111 3/8 yard or FQ	R 22035-112 3/8 yard or FQ	S 22098-775 3/8 yard or FQ	T 22035-777 3/8 yard or FQ	U (backing only) 3-1/2 yards

